



PXP VIETNAM: The Funds & The Investment Manager

October 2019



The first equity specialist investment manager in Vietnam. We are independent, committed and focused.

Pure Vietnam listed-equity focused investment manager

- Manager of the first listed equity focused Vietnam fund (PXP Vietnam Fund, launched 2003)
- AUM US\$ 98.3mn (30 September 2019)
- 19 staff including 7 investment professionals, all based in Ho Chi Minh City

Proven investment strategy

- Fundamental, bottom-up, long term investment philosophy
- Broad research coverage of Vietnamese listed equities
- Portfolios comprising the highest quality Vietnamese companies designed to deliver superior long term performance
- Multi-year (15+) track record of index and peer group outperformance

PXP Vietnam Emerging Equity Fund

- Cayman Islands-domiciled Mutual Fund launched in 2005 as a closed-end fund, open-ended in 2010 with semi monthly liquidity
- AUM US\$ 80.4mn as of 30 September 2019

PXP Vietnam Smaller Companies Fund

- Cayman Islands-domiciled Mutual Fund launched in 2015 with monthly liquidity
- AUM US\$ 17.9mn as of 30 September 2019

Key Personnel



Kevin Snowball (CEO & CIO). Co-founder in 2002

- Over 30 years investment experience
- Portfolio manager of PXP Vietnam Emerging Equity Fund since inception
- Responsible for investment policy and strategy



John Gavin (CFO & Compliance Officer). Joined Aug 2008

- 17 years with PwC including nine in Vietnam
- Responsible for financial reporting, internal controls and compliance



Joelle Daumas-Snowball (COO, Legal Counsel & MLRO). Joined Oct 2006

- 25 years experience in international commercial, corporate and financial law
- Extensive experience of Vietnam's regulatory framework
- Responsible for all legal matters, HR, IT and Administration



Hoang Hong Hanh (Head of Back Office). Joined Sep 2007

- Promoted to Head of Back Office in 2011
- Responsible for all Back Office activities; leads a team of three
- Preparation of daily Net Asset Value estimates

Index

1. PXP Vietnam Emerging Equity Fund	5
- Objective & Fund Summary	6
- Performance	7-8
- Performance v Peers	9-14
2. PXP Vietnam Smaller Companies Fund	16
- Performance	17-19
3. PXP Vietnam Asset Management	20
- Approach	21-23
- Process	24-26
- Governance	27
4. Contacts	30
5. Disclaimer	29-30



PXP Vietnam Emerging Equity Fund



PXP Vietnam Emerging Equity Fund

Objective

To seek long-term capital appreciation of its assets by investing in a portfolio of the equity securities of Vietnamese companies, whether established with domestic or foreign ownership

Fund Summary

- Cayman Islands Mutual Fund
- Launched on 3 November 2005, managed since inception by Kevin Snowball
- Multi-year track record of index outperformance achieved without leverage
- Converted from a closed end to an open-ended fund in January 2010
- Merged with Vietnam Lotus Fund in December 2010, and with PXP Vietnam Fund in February 2015
- 93.4% invested in Vietnam-listed equities
- Net Assets US\$ 80.4 million (30 September 2019)
- Semi-monthly subscriptions & redemptions

Annual & Cumulative NAV Performance Tables

	PXP VEEF	PXP VF*	VN Index USD	FTSE Vietnam Index
1 Year	-14.2%	-14.2%	-1.52%	-3.7%
2 Years	+5.1%	+5.1%	+21.4%	+25.9%
3 Years	+20.9%	+20.9%	+39.7%	+29.0%
4 Years	+55.5%	+55.5%	+71.6%	+40.8%
5 Years	+43.6%	+40.9%	+52.1%	+9.8%
6 Years	+88.0%	+77.4%	+84.1%	+35.5%
7 Years	+148.8%	+153.2%	+128.2%	+52.6%
8 Years	+151.4%	+197.5%	+109.2%	+21.9%
9 Years	+99.9%	+142.4%	+84.0%	-15.9%
10 Years	+48.0%	+72.1%	+31.9%	-43.5%
11 Years	+103.6%	+144.8%	+56.1%	-41.5%
12 Years	-22.5%	-3.9%	-34.0%	-73.9%
13 Years	+34.0%	+106.0%	+30.9%	-
14 Years		+291.6%	+136.0%	
15 Years	-	+332.9%	+190.2%	-
Inception**	+92.3%	+315.0%	+111.7% / +302.5%	-

	PXP VEEF	PXP VF*	VN Index USD	FTSE Vietnam Index
YTD	+6.1%	+6.1%	+11.6%	+11.5%
2018	-18.1%	-18.1%	-11.2%	-11.5%
2017	+51.7%	+51.7%	+48.4%	+46.8%
2016	+11.6%	+11.6%	+13.4%	-2.8%
2015	+7.3%	+7.2%	+0.9%	-14.5%
2014	+12.7%	+6.9%	+6.6%	+7.4%
2013	+30.6%	+38.4%	+20.5%	+11.2%
2012	+24.9%	+33.7%	+18.9%	+13.8%
2011	-30.6%	-21.9%	-32.8%	-51.5%
2010	-15.6%	-17.2%	-7.2%	-15.8%
2009	+82.4%	+76.6%	+48.3%	+38.1%
2008	-73.6%	-70.9%	-68.8%	-68.1%
2007	+24.7%	+38.0%	+23.6%	-
2006	+87.4%	+149.4%	+142.4%	-
2005	-	+20.7%	+27.3%	-
2004	-	-3.8%	+42.2%	-

*Performance data for PXP Vietnam Fund (PXP VF) post the February 2015 merger with PXP VEEF is derived by applying the conversion ratio to the relevant series history

** PXP VEEF date of inception was 3/11/2006. PXP VF inception was 31/12/2003

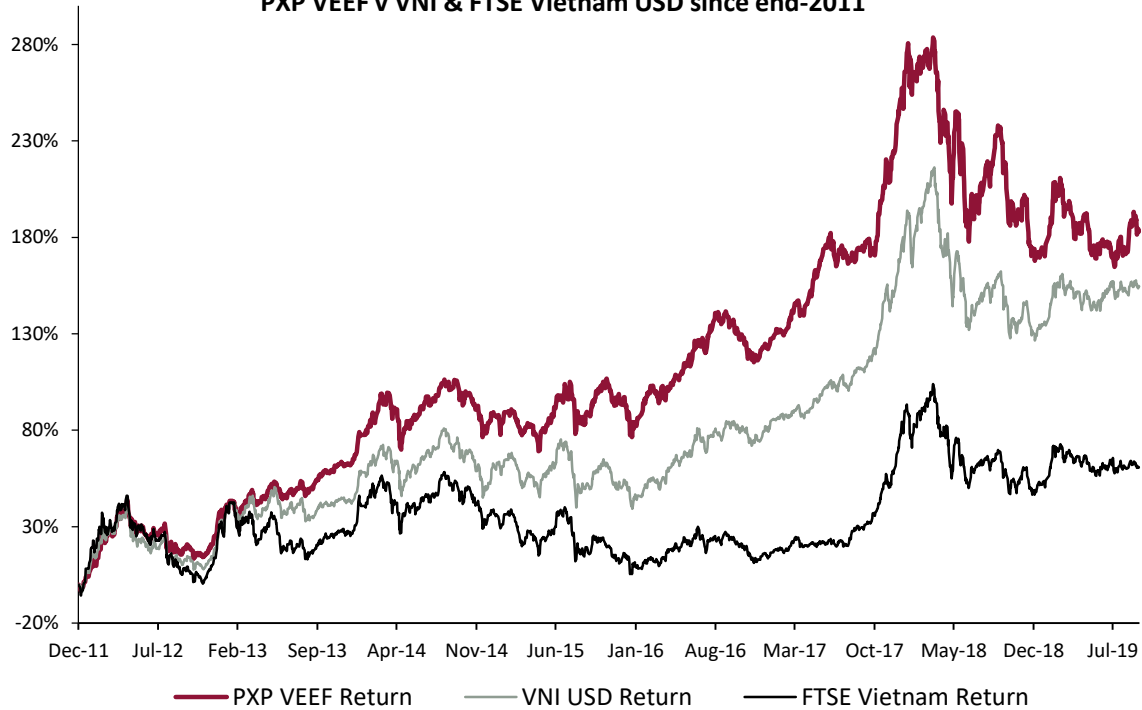
Source: PXP & Bloomberg data as at 30 September 2019. All figures are NET of fees, Index performance is in USD

Monthly NAV Performance Since Inception

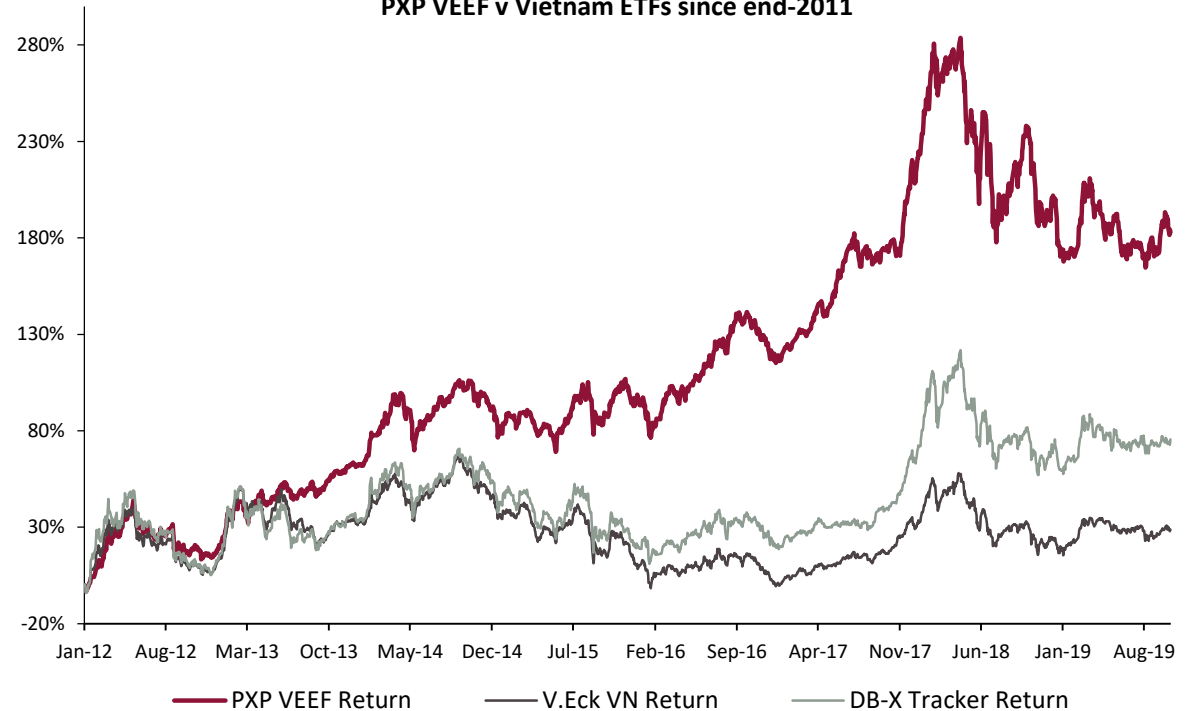
PXP VEEF monthly net asset value performance since inception (USD)													
	Jan	Feb	Mar	Apr	May	Jun	Jul	Aug	Sep	Oct	Nov	Dec	Year
2005											-0.40%	0.78%	0.38%
2006	1.71%	13.32%	12.12%	4.59%	-1.81%	-0.72%	-5.28%	8.84%	5.28%	0.25%	16.38%	12.29%	87.37%
2007	26.67%	8.16%	-0.97%	-8.81%	9.76%	-4.93%	-9.25%	2.28%	10.12%	1.21%	-3.36%	-3.39%	24.68%
2008	-10.13%	-22.07%	-25.84%	0.00%	-19.64%	-11.94%	3.69%	25.09%	-15.49%	-17.28%	-7.40%	-14.40%	-73.59%
2009	-1.52%	-13.41%	8.25%	17.56%	21.30%	11.48%	9.81%	16.81%	11.44%	0.65%	-14.67%	1.25%	82.43%
2010	-1.12%	-0.95%	3.51%	7.14%	-7.28%	-5.25%	-1.08%	-10.28%	0.54%	-4.74%	-2.66%	6.95%	-15.56%
2011	-0.13%	-15.76%	-1.69%	-0.48%	-7.41%	2.92%	-0.75%	4.95%	-1.87%	-3.69%	-8.88%	-1.37%	-30.58%
2012	7.40%	14.12%	2.05%	10.29%	-5.26%	-3.70%	0.19%	-3.86%	-3.74%	0.60%	-2.47%	9.13%	24.91%
2013	12.06%	-2.03%	4.05%	0.59%	5.93%	-4.41%	1.47%	-0.59%	5.31%	2.23%	2.89%	0.43%	30.58%
2014	9.03%	5.42%	4.93%	-2.98%	-3.21%	1.63%	3.75%	4.87%	-1.03%	-1.75%	-3.91%	-3.67%	12.72%
2015	7.35%	1.56%	-4.75%	1.49%	-1.39%	6.31%	3.80%	-5.34%	-0.69%	8.25%	-3.30%	0.93%	7.26%
2016	-6.60%	6.41%	0.03%	2.96%	3.65%	3.55%	4.86%	5.98%	-0.25%	-3.58%	-4.32%	-0.65%	11.62%
2017	2.59%	1.87%	5.99%	-0.06%	6.82%	7.00%	-1.72%	-1.42%	2.42%	-1.49%	14.28%	7.35%	51.70%
2018	12.97%	-1.33%	-0.37%	-8.92%	-5.34%	-3.44%	-2.27%	5.05%	6.70%	-13.36%	-1.43%	-5.26%	-18.05%
2019	-1.26%	+10.58%	-1.35%	-2.65%	-2.28%	-2.14%	-1.78%	2.04%	5.58%				6.09%

PXP VEEF Performance v Indices & ETFs since end of 2011

PXP VEEF v VNI & FTSE Vietnam USD since end-2011



PXP VEEF v Vietnam ETFs since end-2011

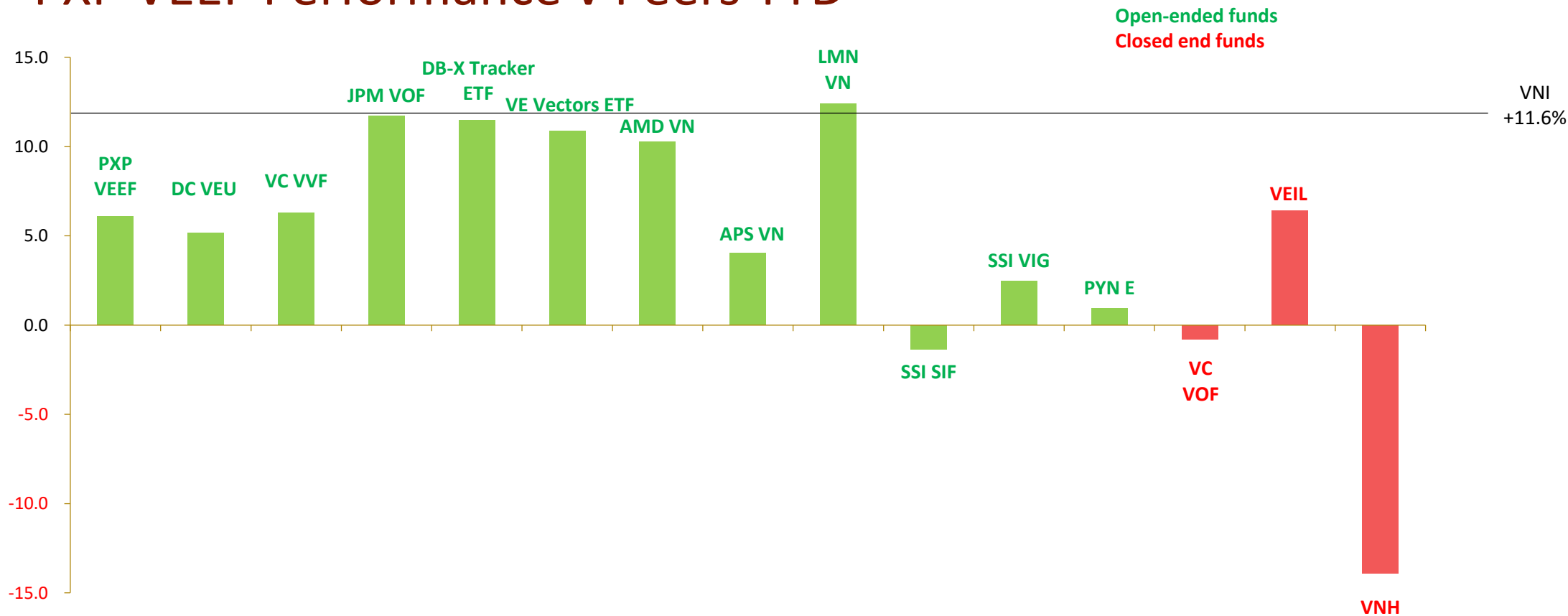


Value of US\$ 100 invested on 30 December 2011 at 10 October 2019:

PXP VEEF: US\$ 283; V. Eck: US\$ 129 ; DB-X Tracker: US\$ 176

Source: PXP & Bloomberg data as at 10 October 2019.
All figures are NET of fees, Index performance is in USD

PXP VEEF Performance v Peers YTD



Legend

PXP VEEF: PXP Vietnam Emerging Equity Fund
 DC VEU: Dragon Capital Vietnam Equity UCITS
 VC VVF: VinaCapital Forum One
 JPM VOF: JP Morgan Vietnam Opportunities Fund
 DB-X Tracker Vietnam ETF

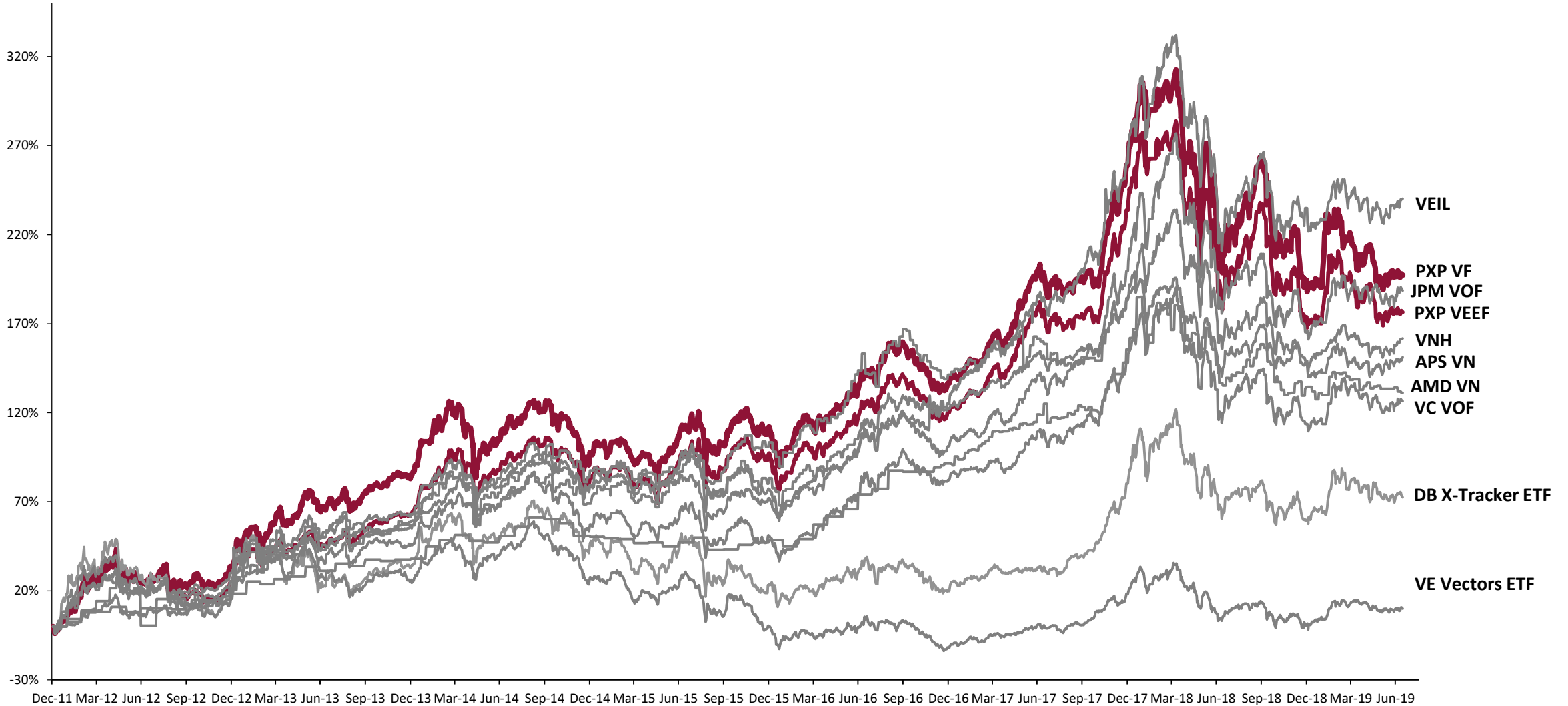
VE Vectors ETF: Van Eck Vectors ETF
 AMD VN: Amundi Vietnam Opportunities
 APS VN: APS Vietnam Alpha Fund
 LMN VN: IFM Lumen Vietnam
 SSI SIF: Andbanc Investments VN Value & Income

SSI VIG: SSI Vietnam Value, Income and Growth Fund
 PYN E: PYN Elite
 VC VOF: VinaCapital Vietnam Opportunity
 VNH: Vietnam Holding
 VEIL: Vietnam Enterprise Investments Ltd

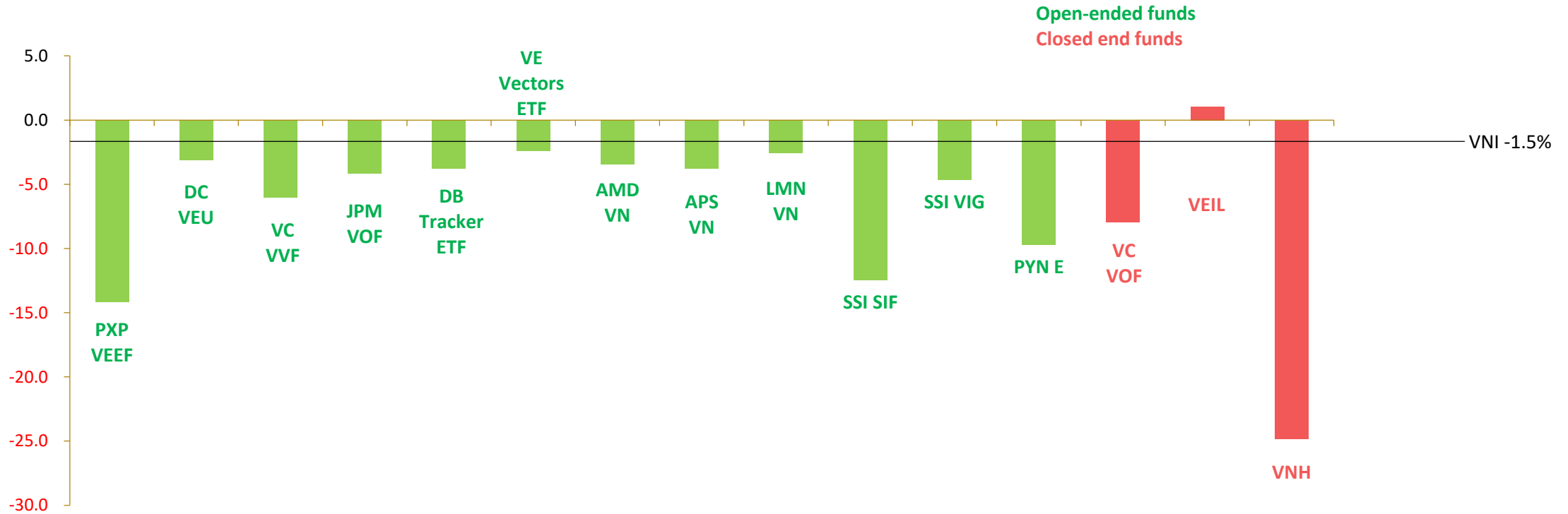
**VC VOF, VEIL and VNH share prices used since London Main Market listings in March 2016, July 2016 and March 2019, respectively

Source: PXP & Bloomberg data as at 30 August 2019 / All figures are NET of fees, Index performance is in USD

PXP VEEF Performance v Peers Since Start of Bull Run



PXP VEEF Performance v Peers: 1 Year Rolling



Legend

PXP VEEF: PXP Vietnam Emerging Equity Fund
 DC VEU: Dragon Capital Vietnam Equity UCITS
 VC VVF: VinaCapital Forum One
 JPM VOF: JP Morgan Vietnam Opportunities Fund
 DB-X Tracker Vietnam ETF

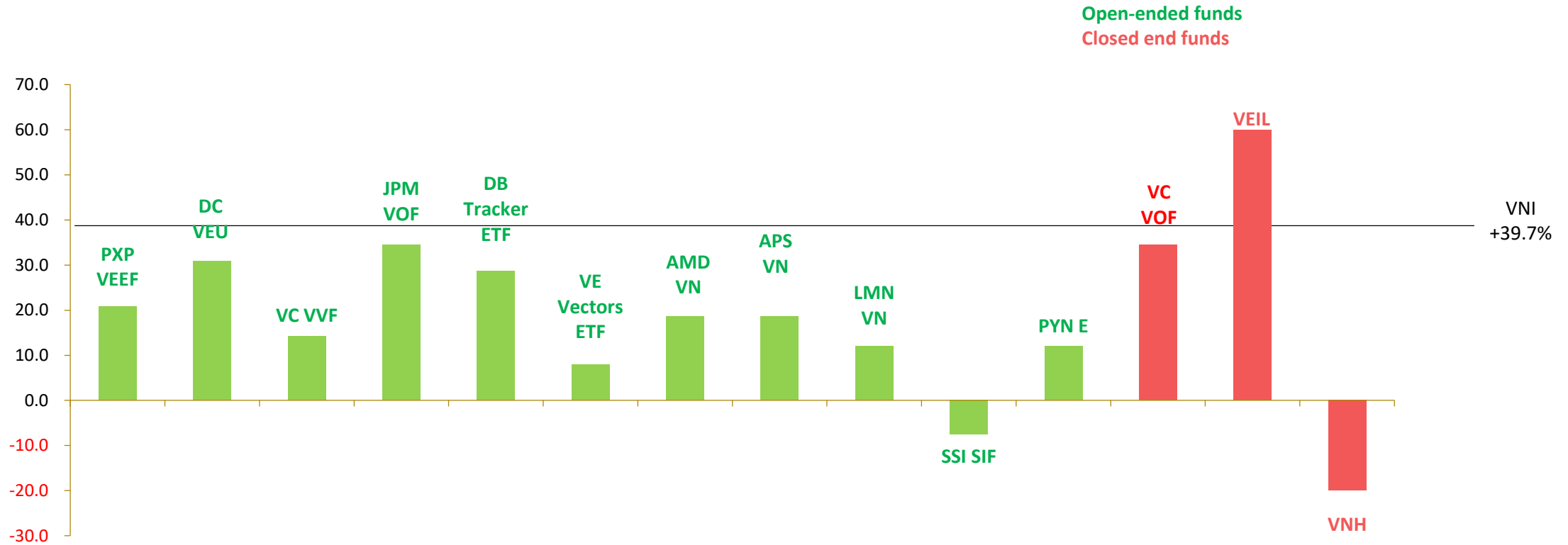
VE Vectors ETF: Van Eck Vectors ETF
 AMD VN: Amundi Vietnam Opportunities
 APS VN: APS Vietnam Alpha Fund
 LMN VN: IFM Lumen Vietnam
 SSI SIF: Andbanc Investments VN Value & Income

SSI VIG: SSI Vietnam Value, Income and Growth Fund
 PYN E: PYN Elite
 VC VOF: VinaCapital Vietnam Opportunity
 VNH: Vietnam Holding
 VEIL: Vietnam Enterprise Investments Ltd

**VC VOF, VEIL and VNH share prices used since London Main Market listings in March 2016, July 2016 and March 2019, respectively

Source: PXP & Bloomberg data as at 30 August 2019 / All figures are NET of fees, Index performance is in USD

PXP VEEF Performance v Peers: 3 Year Rolling



Legend

PXP VEEF: PXP Vietnam Emerging Equity Fund
 DC VEF: Dragon Capital Vietnam Equity UCITS
 VC VVF: VinaCapital Forum One
 JPM VOF: JP Morgan Vietnam Opportunities Fund
 DB-X Tracker Vietnam ETF

VE Vectors ETF: Van Eck Vectors ETF
 AMD VN: Amundi Vietnam Opportunities
 APS VN: APS Vietnam Alpha Fund
 LMN VN: IFM Lumen Vietnam
 SSI SIF: Andbanc Investments VN Value & Income

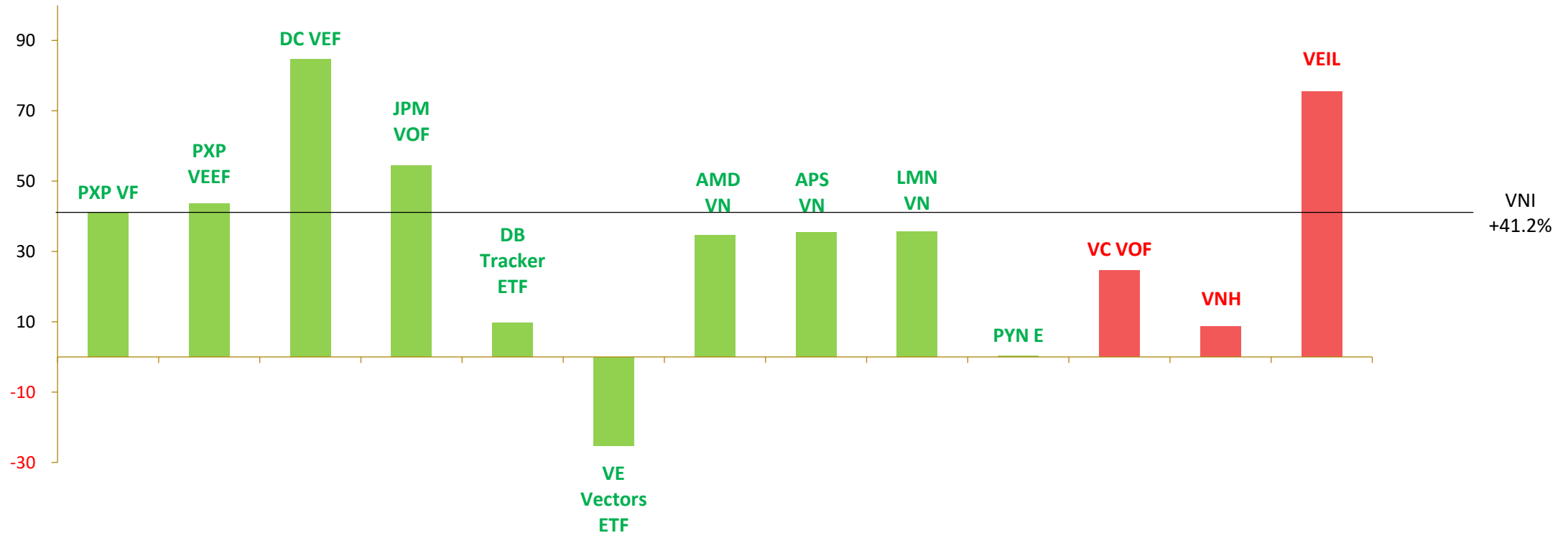
SSI VIG: SSI Vietnam Value, Income and Growth Fund
 PYN E: PYN Elite
 VC VOF: VinaCapital Vietnam Opportunity
 VNH: Vietnam Holding
 VEIL: Vietnam Enterprise Investments Ltd

**VC VOF, VEIL and VNH share prices used since London Main Market listings in March 2016, July 2016 and March 2019, respectively

Source: PXP & Bloomberg data as at 30 August 2019 / All figures are NET of fees, Index performance is in USD

PXP VEEF Performance v Peers: 5 Year Rolling

Open-ended funds
Closed end funds



Legend

PXP VEEF: PXP Vietnam Emerging Equity Fund
 DC VEF: Dragon Capital Vietnam Equity UCITS
 VC VOF: VinaCapital Forum One
 JPM VOF: JP Morgan Vietnam Opportunities Fund
 DB-X Tracker Vietnam ETF

VE Vectors ETF: Van Eck Vectors ETF
 AMD VN: Amundi Vietnam Opportunities
 APS VN: APS Vietnam Alpha Fund
 LMN VN: IFM Lumen Vietnam
 SSI SIF: Andbanc Investments VN Value & Income

SSI VIG: SSI Vietnam Value, Income and Growth Fund
 PYN E: PYN Elite
 VC VOF: VinaCapital Vietnam Opportunity
 VNH: Vietnam Holding
 VEIL: Vietnam Enterprise Investments Ltd

**VC VOF, VEIL and VNH share prices used since London Main Market listings in March 2016, July 2016 and March 2019, respectively

Source: PXP & Bloomberg data as at 30 August 2019 / All figures are NET of fees, Index performance is in USD



PXP Vietnam Smaller Companies Fund



PXP Vietnam Smaller
Companies Fund

PXP Vietnam Smaller Companies Fund

Objective

To seek long-term capital appreciation of its assets by investing in a portfolio of the equity securities of smaller Vietnamese companies, with a market capitalisation of US\$ 20mn to US\$ 250mn at the time of initial investment.

Fund Summary

- Cayman Islands Mutual Fund
- Launched on 8 December 2015
- Managed by Lawrence Brader
- 99.95% invested in Vietnam-listed equities
- Net Assets US\$ 17.9 million (30 September 2019)
- Monthly subscriptions & redemptions

PXP Vietnam Smaller Companies Fund

PXP's proven fundamental, bottom-up, research driven approach is also applied to PXP Vietnam Smaller Companies Fund ("PXP VSCF"). As the Vietnamese economy and markets continue to evolve we expect an expansion of coverage leading to increased interest from investors in the smaller companies space.

NAV Performance

	PXP VSCF	VN70 USD
Sep 2019	+1.4%	+1.0%
1 Year	-3.2%	-7.9%
2 Years	+8.3%	-7.5%
3 Years	+10.2%	+6.4%
Inception	+35.1%	+29.8%

- Inception 8 December 2015
- Net of all fees in USD

Calendar Performance

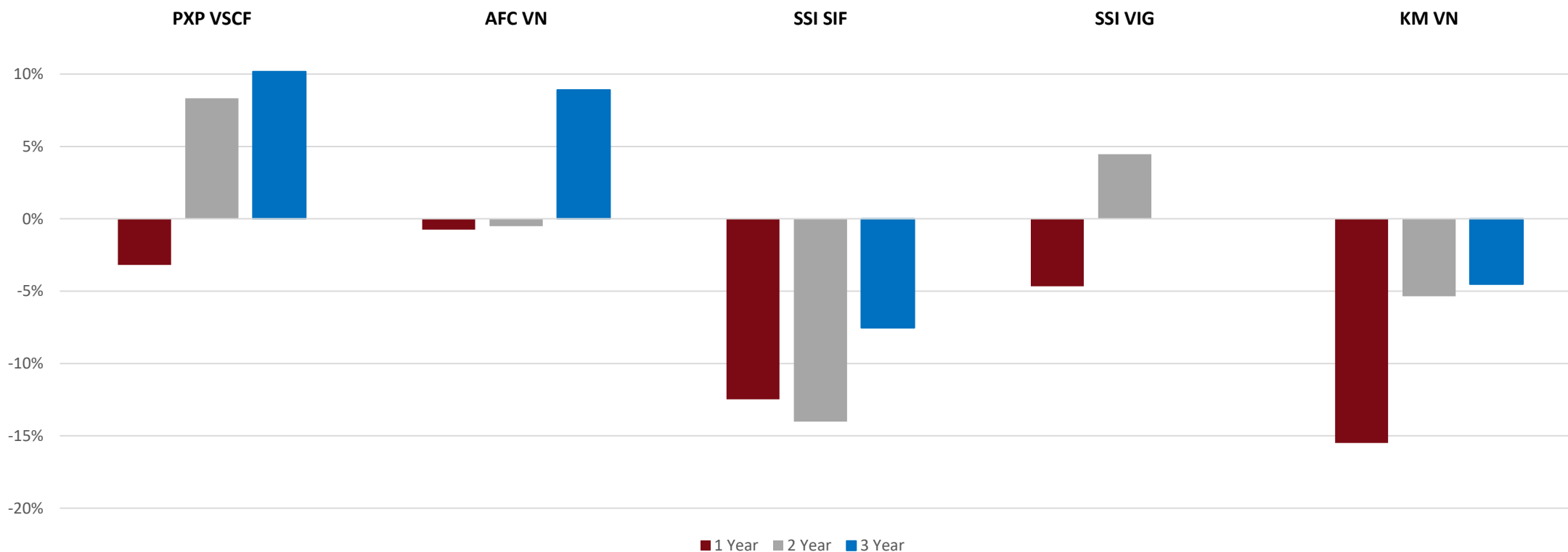
	PXP VSCF	VN70 USD
YTD	+7.8%	+5.7%
2018	-8.6%	-14.6%
2017	+21.5%	+33.5%
2016	+13.4%	+6.9%

Monthly NAV Performance Since Inception

PXP VSCF monthly net asset value performance since inception (USD)													
	Jan	Feb	Mar	Apr	May	Jun	Jul	Aug	Sep	Oct	Nov	Dec	Year
2015												-0.56%	-0.56%
2016	2.82%	2.50%	-0.57%	1.73%	3.66%	5.46%	1.52%	2.04%	2.17%	-4.44%	-5.02%	1.33%	13.44%
2017	0.60%	0.56%	2.98%	-0.61%	5.24%	6.70%	-2.29%	-5.34%	2.80%	-2.25%	9.06%	3.07%	21.49%
2018	6.57%	-2.96%	4.66%	-6.07%	-9.16%	0.35%	0.60%	0.69%	8.49%	-9.31%	1.77%	-2.70%	-8.55%
2019	-1.82%	6.24%	0.49%	+0.61%	+0.15%	6.06%	-0.72%	0.97%	1.41%				7.82%

- Inception 8 December 2015
- Net of all fees in USD

PXP VSCF vs. Peer Group



Legend

- PXP VSCF: PXP Vietnam Smaller Companies Fund
- AFC VN: AFC Vietnam Fund
- SSI SIF: Active Value Portfolio
- SSI VIG: SSI Vietnam Value, Income and Growth Fund
- KM VN: Kingsmead Vietnam & Indochina

Summary

First equity specialist investment manager in Vietnam

- Co-founded in 2002 by Kevin Snowball
- Manager of the first listed equity focused Vietnam fund (PXP Vietnam Fund, launched 2003)

Proven investment strategy

- Multi-year (15 +) track record of index and peer group outperformance

PXP Vietnam Emerging Equity Fund

- Cayman Islands-domiciled Mutual Fund launched in 2005 with semi-monthly liquidity (AUM US\$ 80.4mn as of 30 September 2019)

PXP Vietnam Smaller Companies Fund

- Cayman Islands-domiciled Mutual Fund launched in 2015 with monthly liquidity (AUM US\$ 17.9mn as of 30 September 2019)

Background

- Vietnam's first listed equity specialist investment manager, established in 2002
- 19 staff including 7 investment professionals, all based in Ho Chi Minh City

Approach

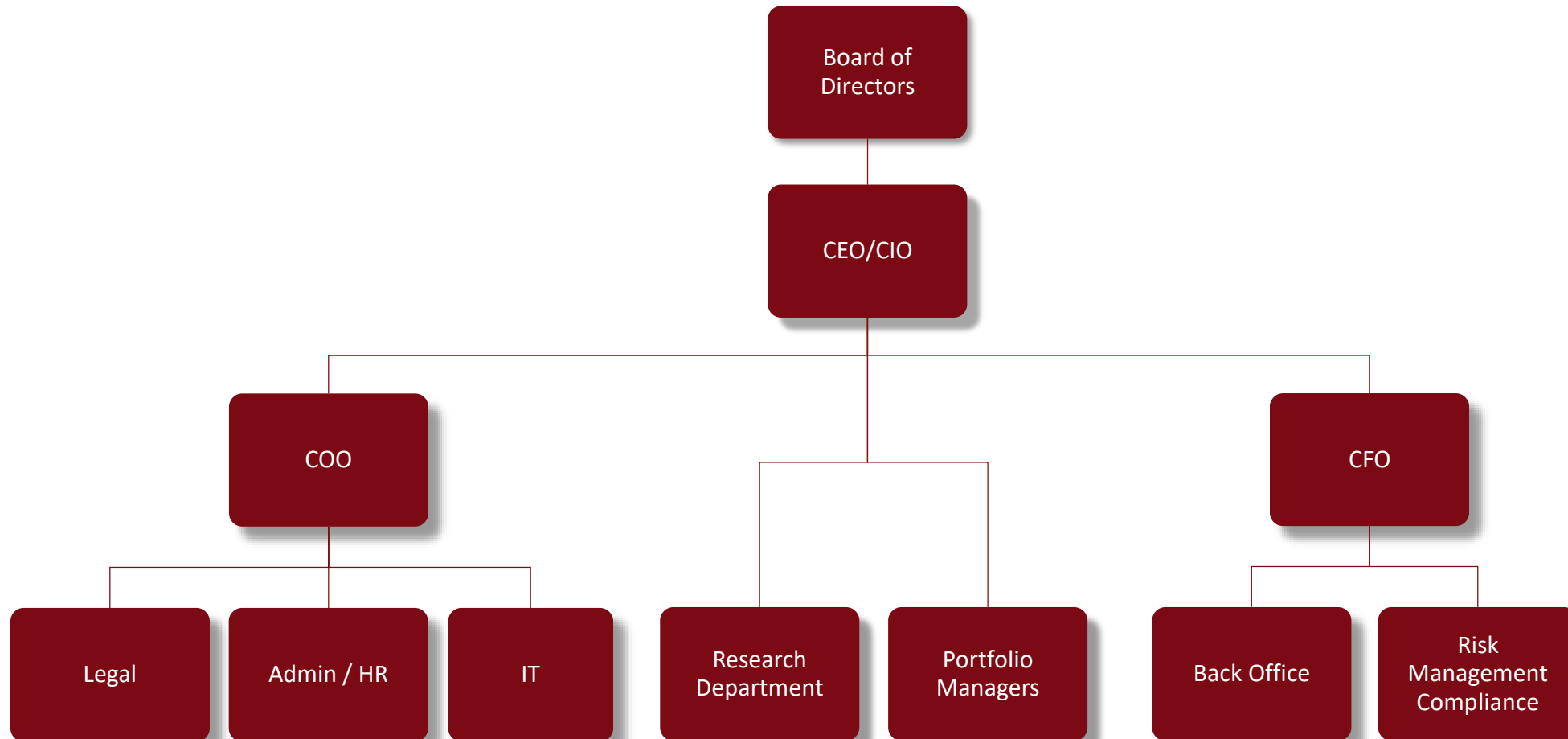
- We are independent, committed and focused
- Interests are aligned: Management & Staff own 16.5% of PXP VEEF & 10.2% of PXP VSCF
- PXP applies a fundamental, bottom-up, research-intensive approach in combination with the active stock selection and allocation skills of the portfolio management team
- We aim to build portfolios of the highest quality companies in order to achieve superior long-term returns
- We do not allow market noise to over-ride our fundamental views on stocks
- We choose substance over form and have always prioritised performance over asset gathering

Why we don't have a UCITS

- We are genuine high conviction investors & do not want to be constrained by the 5/10/40 rule
- We are not seeking to run money for retail investors (arguably the primary rationale for UCITS funds) as we foresee the interests of institutional/long-term holders being negatively impacted by swings in retail investor sentiment
- Our view is that the VN Index will see further strong gains over the next 3 years. Given the requirement for a 3-year track record in the specific vehicle on behalf of many potential investors we feel that a launch now would be at risk of creating a product destined to raise money at or close to the top of the market (*cf.* our focus on performance over asset gathering, above)

PXPVAM Organisation Chart

We believe that clearly defined responsibilities create cohesion across the team



Investment Process (1)

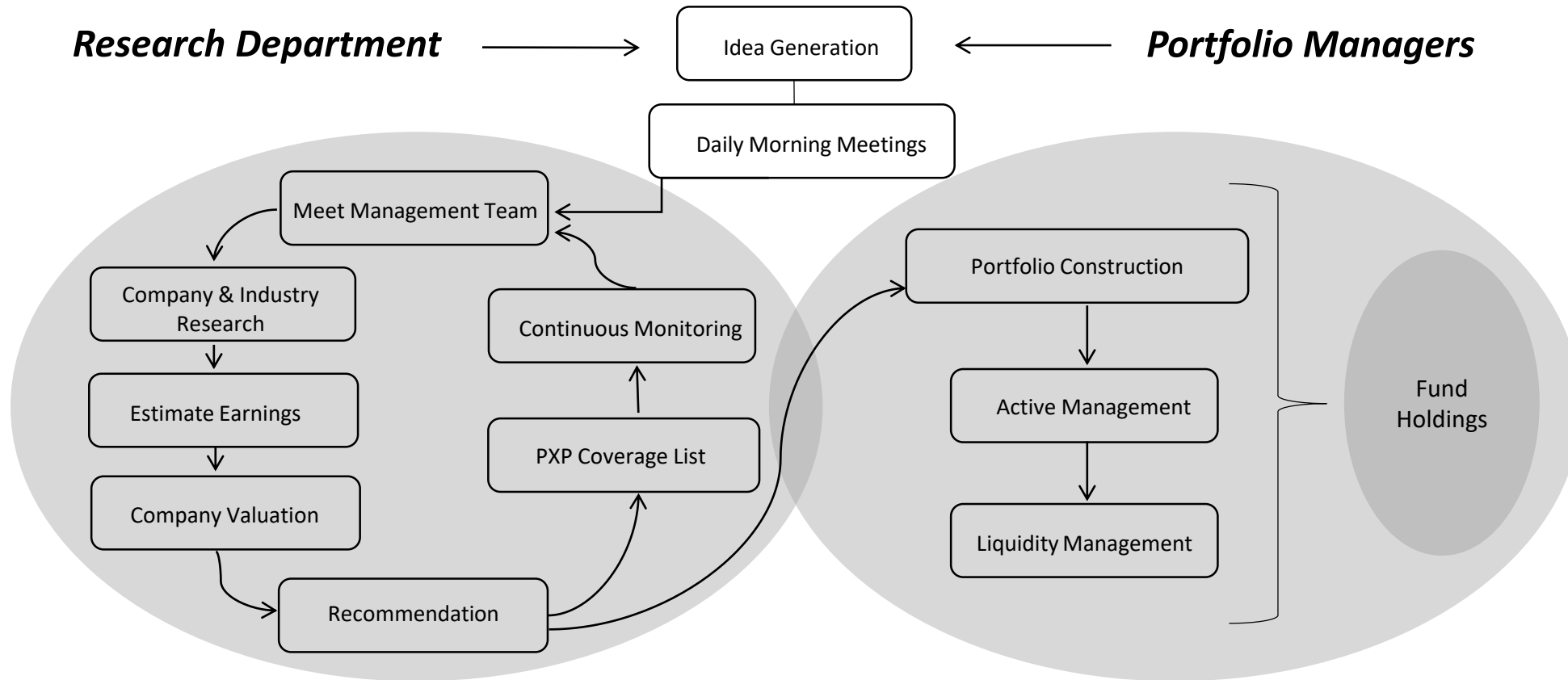
Process

- Idea generation across the investment team; daily research meetings provide a forum for origination and ongoing debate
- We conduct extensive industry and company research and seek to build long term relationships with both potential and existing portfolio companies
- Active engagement with & financial modelling for all companies under PXP coverage
- High conviction holdings with low turnover

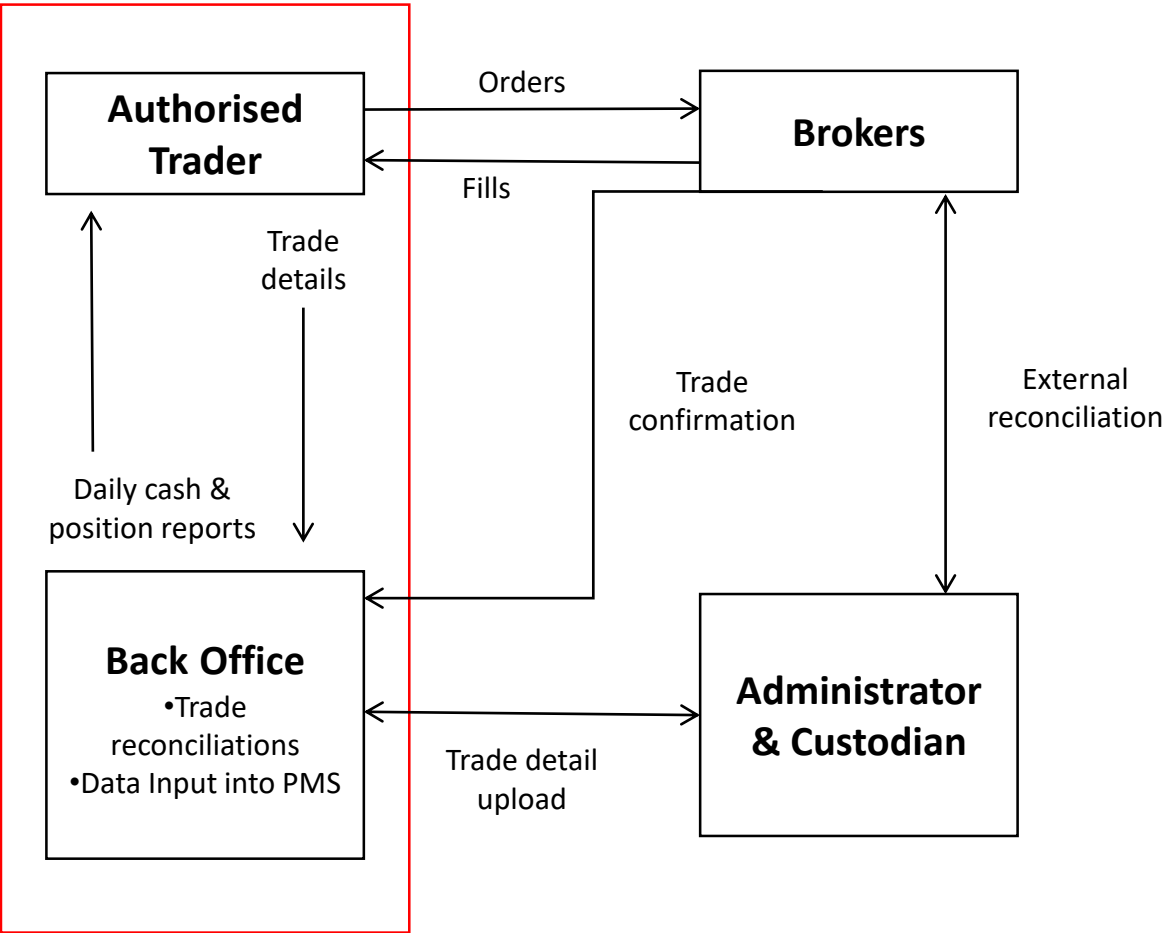
Corporate Governance

- Corporate governance standards vary widely in the Vietnamese market (as everywhere), so to the extent that we discover companies which we believe are likely to behave in a manner detrimental to the interests of minority shareholders, we mitigate these risks through our investment process

Investment Process (2)



Operational Risk Management



Governance

Regulatory Authorities and Affiliations

- PXP Vietnam Asset Management is licensed & regulated by the BVI Financial Services Commission (FSC) and is a member of the Alternative Investment Management Association (AIMA)
- Our Representative Office in Ho Chi Minh City is licensed & regulated by the State Securities Commission (SSC) of Vietnam
- PXP Vietnam Emerging Equity Fund & PXP Vietnam Smaller Companies Fund are regulated by the Cayman Islands Monetary Authority (CIMA)

Transparency

- Publication of daily NAV estimates on our website
- Our website (www.pxpvietnam.com) offers unrestricted access to qualified investors and contains all historic regular & periodic documents, including *inter alia* monthly newsletters, annual & interim reports and offering documents

Contacts

Kevin Snowball

Chief Executive Officer &
Chief Investment Officer

Email: KHSnowball@pxpvietnam.com

Steve Mantle

Head of Marketing

Email: SMantle@pxpvietnam.com

Lawrence Brader

Portfolio Manager, PXP VSCF

Email: LBrader@pxpvietnam.com

Chi Nguyen

Acting Head of Research

Email: ChiNguyen@pxpvietnam.com

www.pxpvietnam.com

Disclaimer

The information contained in this presentation and communicated during any delivery of the presentation, including the talks given by the presenters, any question and answer session and any document or material distributed at or in connection with the presentation are only being made, supplied or directed to persons who are investment professionals, high net worth companies or others who are entitled to be given the presentation under the law of the jurisdiction in which it is given (Qualified Investors). In member states of the European Economic Area, Qualified Investors falls within the meaning of Article 2(1)(e) of the Prospectus Directive (Directive 2003/71/EC). In addition, in the United Kingdom, this document is limited to and intended for distribution only to persons who (i) are qualified investors (within the meaning of the Prospectus Directive 2003/71/EC) and (ii) who have professional experience in matters relating to investments who fall within the definition of "investment professionals" in Article 19(5) of the Financial Services and Markets Act 2000 (Financial Promotion) Order 2005 (the "FPO") and/or to high net worth bodies corporate, unincorporated associations and partnerships and trustees of high value trusts as described in Article 49(2)(a) to (d) of the FPO or to those persons to whom it may otherwise be lawfully communicated. In Singapore, Qualified Investors included (a) institutional investors (as defined in the Singapore Securities and Futures Act (SFA)) pursuant to Section 304 of the SFA, (b) relevant persons (as defined in the SFA) pursuant to and in accordance with the conditions specified in Section 305(1) of the SFA and (c) persons who acquires the Shares as principal on terms that the Shares may only be acquired at a consideration of not less than S\$200,000 (or its equivalent in a foreign currency) for each transaction pursuant to and in accordance with the conditions specified in Section 305(2) of the SFA. Pursuant to Section 305 of the SFA read in conjunction with Regulation 32 and the Sixth Schedule to the Securities and Futures (Offers of Investments) (Collective Investment Schemes) Regulations 2005 (the "SFR"), the MAS has been notified in relation to the offer of the Shares. In accordance with the SFA and the SFR, the Scheme has been entered into the list of restricted schemes maintained by the MAS for the purposes of the offer of Shares made or intended to be made pursuant to Section 305 of the SFA.

It is the responsibility of every person reading this document to satisfy himself as to the full observance of laws of any relevant country, including obtaining any government or other consent which may be required or observing any other formality which needs to be observed in that country.

This document does not and is not intended to constitute, and should not be construed as, an offer, inducement, invitation or commitment to purchase, subscribe to, provide or sell any securities, services or products of the company in any jurisdiction, or any part of any solicitation of any such offer, inducement, invitation or commitment, or to provide any recommendations for financial, securities, investment or other advice or to take any decision. You are encouraged to seek individual advice from your personal, financial, legal, tax and other advisers before making any investment or financial decisions subscribing for or purchasing any securities.

Nothing contained herein should be relied upon as a promise or representation as to the future. There is no obligation or responsibility to advise any person of changes in the information set forth herein after the date hereof. None of the members, directors, officers, employees, agents or representatives nor any other person accepts any liability whatsoever for any errors, omissions or inaccuracies in such information or opinions or for any loss, cost or damage suffered or incurred howsoever arising, directly or indirectly, from any use of this presentation or its contents or otherwise in connection with the subject matter of this presentation or any transaction. The information contained in this document is not to be relied upon for any purpose whatsoever. Certain statements in this presentation may be forward looking statements. By their nature, forward looking statements involve a number of risks, uncertainties and assumptions about the company and investments that could cause actual results or events to differ materially from those expressed or implied by the forward looking statements. Forward looking statements contained in this presentation regarding past trends or activities should not be taken as a representation that such trends or activities will continue in the future. Except as required by applicable law or regulation, there is no obligation to update or revise any forward looking statements, whether as a result of new information, future events or otherwise. You should not rely on forward looking statements, which speak only as of the date of this presentation.

The information contained in this presentation is not intended to be viewed by, or distributed or passed on (directly or indirectly) to, and should not be acted upon by any class of persons other than Qualified Investors. This presentation is strictly confidential and may not be copied or distributed or passed on by any recipient. None of the company or person acting on its behalf shall (without prejudice to any liability for fraudulent misrepresentation) have any liability whatsoever for loss however arising, directly or indirectly, from the use of information or opinions communicated in relation to this presentation.

By accepting a copy of this document, you agree to be bound by the foregoing limitations and, in particular, will be taken to have represented, warranted and undertaken that you have read and agree to comply with the contents of this notice including without limitation the obligation to keep this document and its contents confidential.

Switzerland Disclaimer

The information contained in this presentation and communicated during any delivery of the presentation, including the talks given by the presenters, any question and answer session and any document or material distributed at or in connection with the presentation are only being made, supplied or directed to persons who are qualified investors (the "Qualified Investors") as defined in Article 10 § 3 of the Swiss Collective Investment Scheme Act ("CISA") and Article 6 of the Collective Investment Scheme Ordinance ("CISO"). The fund has not been and will not be registered with the Swiss Financial Market Supervisory Authority ("FINMA").

The Representative of the fund in Switzerland is ARM Swiss Representatives SA, with its registered office at Route Cité-Ouest, 2, 1196 Gland. The statutory documents of the fund, its prospectus, offering memorandum or private placement memorandum and annual or semi-annual reports can be obtained free of charge from the Representative. The place of performance and jurisdiction for shares of the fund offered or distributed in or from Switzerland is the registered office of the Representative. It is the responsibility of every person reading this document to satisfy himself as to the full observance of the laws, including obtaining any government or other consent which may be required or observing any other formality which needs to be observed in that country.

This document does not and is not intended to constitute, and should not be construed as, an offer, inducement, invitation or commitment to purchase, subscribe to, provide or sell any securities, services or products of the company in any jurisdiction, or any part of any solicitation of any such offer, inducement, invitation or commitment, or to provide any recommendations for financial, securities, investment or other advice or to take any decision. You are encouraged to seek individual advice from your personal, financial, legal, tax and other advisers before making any investment or financial decisions subscribing for or purchasing any securities.

Nothing contained herein should be relied upon as a promise or representation as to the future. There is no obligation or responsibility to advise any person of changes in the information set forth herein after the date hereof. None of the members, directors, officers, employees, agents or representatives nor any other person accepts any liability whatsoever for any errors, omissions or inaccuracies in such information or opinions or for any loss, cost or damage suffered or incurred howsoever arising, directly or indirectly, from any use of this presentation or its contents or otherwise in connection with the subject matter of this presentation or any transaction. The information contained in this document is not to be relied upon for any purpose whatsoever.

Certain statements in this presentation may be forward looking statements. By their nature, forward looking statements involve a number of risks, uncertainties and assumptions about the company and investments that could cause actual results or events to differ materially from those expressed or implied by the forward looking statements. Forward looking statements contained in this presentation regarding past trends or activities should not be taken as a representation that such trends or activities will continue in the future. Except as required by applicable law or regulation, there is no obligation to update or revise any forward looking statements, whether as a result of new information, future events or otherwise. You should not rely on forward looking statements, which speak only as of the date of this presentation.

The information contained in this presentation is not intended to be viewed by, or distributed or passed on (directly or indirectly) to, and should not be acted upon by any class of persons other than Qualified Investors. This presentation is strictly confidential and may not be copied or distributed or passed on by any recipient. None of the company or person acting on its behalf shall (without prejudice to any liability for fraudulent misrepresentation) have any liability whatsoever for loss however arising, directly or indirectly, from the use of information or opinions communicated in relation to this presentation.

NOTES

